

HOME LEARNING

Friday 22nd January

CHALLENGE 1 - PHONICS

Consolidating our sounds!

Today you're going to be focusing on the sounds /air/ /ure/ /er/

1. Watch the video from Letters and Sounds.
2. Write three words that include the sound
3. Come up with a sentence that includes one of those words.

https://www.youtube.com/watch?v=81IbEoW_ELU&list=PLuGr6z2H2KNHY2HITC9jV0a65ED0aD2Ry&index=56

Handwriting challenge: Complete a line of the letter 'e,E' both lowercase and Capital. Then think of two words with this letter at the start.



Year 1 Autumn Term

Lesson 6:

Review air ure er

⏪ ⏩ ⏮ ⏭ 0:01 / 21:33



CHALLENGE 2 - ENGLISH

Writing your story - Problem - What could your evil character do to create a problem?

In the story of Little Red Riding Hood the Big Bad Wolf ate granny and then disguised himself.

Write at least two sentences about a problem your evil character causes.

Your problem up must:

1. Include the evil character doing something to your good character.

Problem or Dilemma

Uh oh! What's Happened?

a surprise, a problem, an event

Who?

someone, something, a mysterious new character, an old friend or enemy, a prince or princess, a dragon, a monster, a wolf.

Where?

beside the fireplace, onto the chimney, from out of the sky.

When?

first thing in the morning, as the clock struck twelve.

How?

suddenly, without warning.



Use Dialogue (Direct Speech)

"Stay back!" the brave knight warned the fierce dragon.

"I'll huff and I'll puff and I'll blow your house down!" shouted the wolf.



Build Excitement

Use paragraphs with quick, short sentences.

Use the Past Tense

He wondered...

She felt...

He was wondering...

She was feeling...



Characters



What are they thinking?

What are they doing?

CHALLENGE 3 - MATHS

To identify half, quarter and three quarter turns.

1. Follow the Oak Academy video
2. Find the resources on the powerpoint.
3. Try your best to workout the answer.


<https://classroom.thenational.academy/lessons/to-identify-half-quarter-and-three-quarter-turns-6dgkjc>

To identify half, quarter and three quarter turns

In this lesson we will be exploring half, quarter and three quarter turns.

Start Lesson

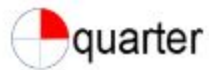
Design and write instructions to guide Turtle to Anansi for dinner.



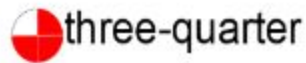
Star Words!



half



quarter



three-quarter



whole



turn

clockwise

anti-clockwise



CHALLENGE 4 - PE



Complete a Joe Wicks PE lesson

<https://www.youtube.com/watch?v=hn0trnh80hs>